

Scaled data based on original data using
LM-79-08 Approved Method: Electrical and Photometric Measurements of Solid-
State Lighting Products

Test Report Prepared for
Cooper Lighting Solutions
(formerly Eaton)

Brand: McGRAW-EDISON

Report Number: P227448

Luminaire Tested: **ISW-AF-450-LED-E1-RW-7050**

Issue Date: 3/3/2020

Test Information

Test Method: LM-79-08
Report Number: P227448
TEST IS SCALED FROM IESNA LM-79-08 TEST DATA (P29767)
Test Lab: INNOVATION CENTER-P2
Issue Date: 3/3/2020
Manufacturer: COOPER LIGHTING SOLUTIONS (FORMERLY EATON)
Product Line: MCGRAW-EDISON
Catalog Number: ISW-AF-450-LED-E1-RW-7050
Description: IMPACT ELITE LED WEDGE LUMINAIRE
LIGHT SQUARE WITH ACCULED OPTICS-RECTANGULAR WIDE TYPE I
Light Source: (16) 5000K CCT, 70 CRI LEDs
Ballast/Driver: ELECTRONIC DRIVER

Summary

Lumens per Lamp: N/A
Luminaire Lumens: 3094.9 lumens
Efficiency: N/A
Efficacy: 122.3 lumens/watt
Luminous Opening: Rectangular (W 0.5' x L: 0.5' x H: 0')
IES Classification: Type II - Medium - Cutoff
BUG Rating: B2 - U1 - G2

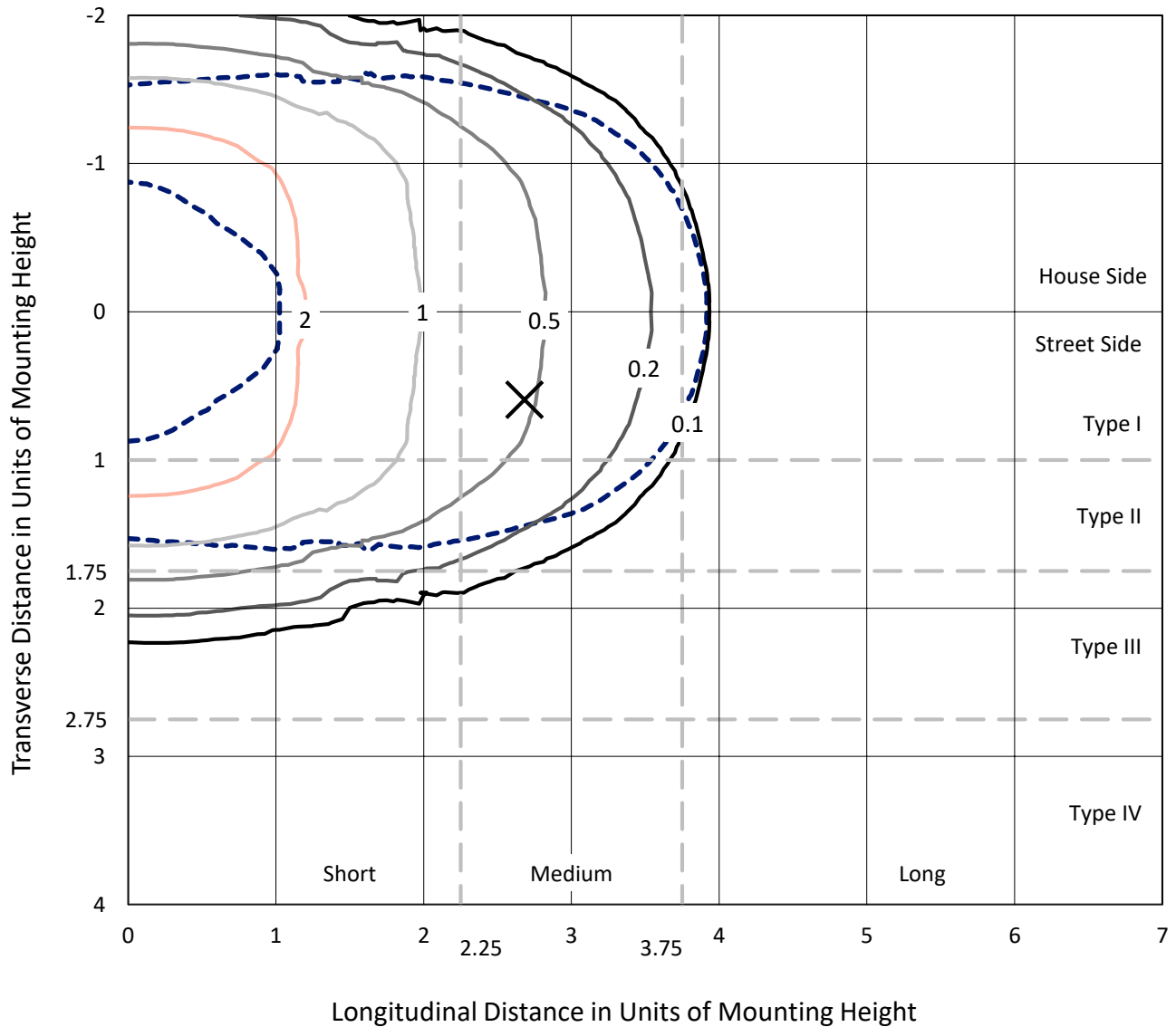
Input Watts (W): 25.31
Input Voltage (V): 120
Input Current (Ain): NR
Voltage Rise (V): NR
Power Factor: NR
Total Harmonic Distortion (THDi): NR
Frequency (hertz): 60
Stabilization Time: NR
Operation Time: NR
Ambient Temperature (°C): NR
Test Distance: 25 FT



REPORT NUMBER: P227448
 CATALOG NUMBER: ISW-AF-450-LED-E1-RW-7050

Iso-Footcandle Lines of Horizontal Illumination

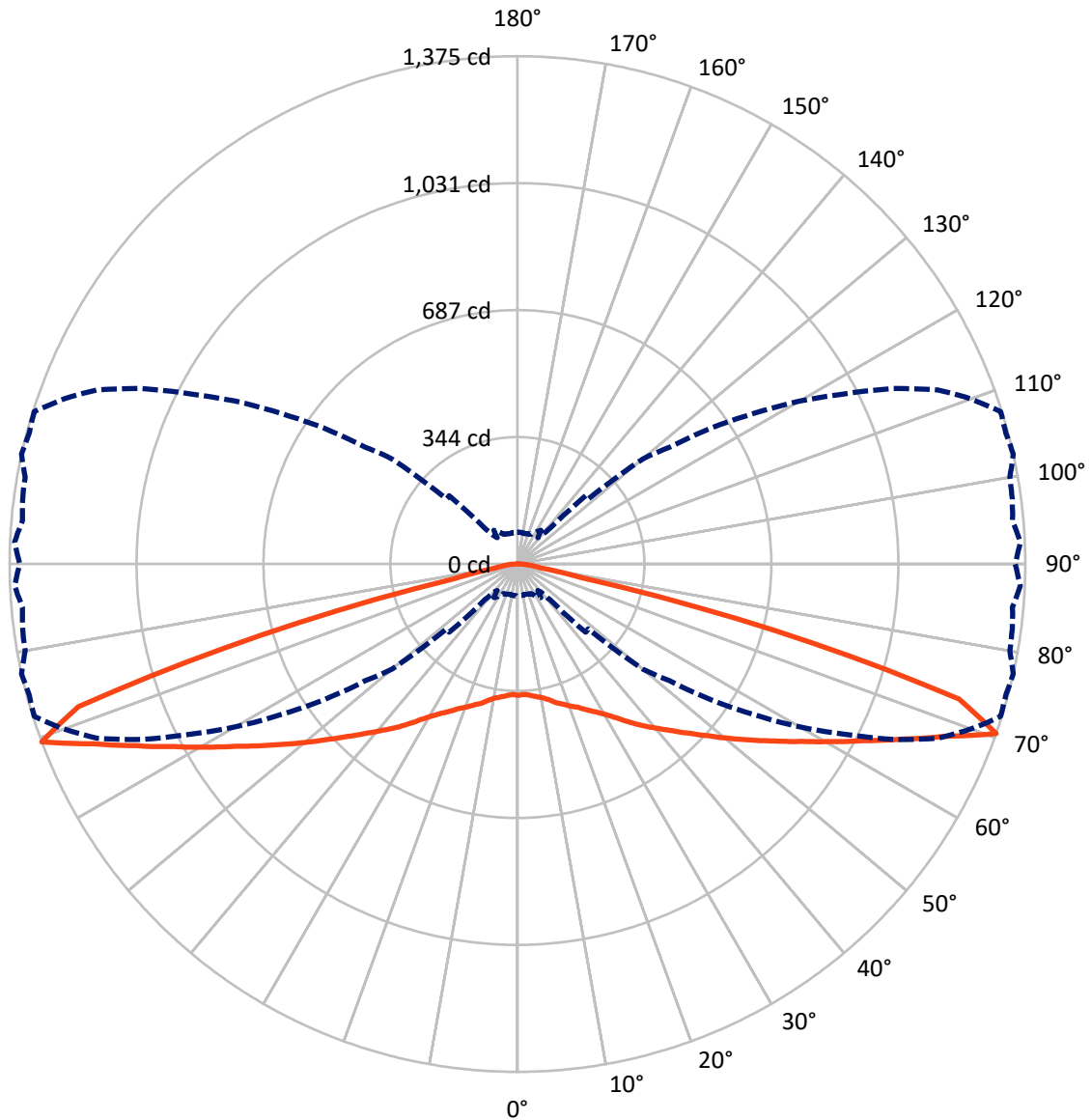
× Max cd
 - - - 1/2 Max cd



Based on 10 foot mounting height. Maximum calculated value = 3.7 fc
 Type II - Medium - Cutoff

REPORT NUMBER: P227448
CATALOG NUMBER: ISW-AF-450-LED-E1-RW-7050

Luminous Intensity Polar Plot



— Vertical Plane Through 77.5-Deg Lateral - - - Horizontal Cone Through 70-Deg Vertical

REPORT NUMBER: P227448

CATALOG NUMBER: ISW-AF-450-LED-E1-RW-7050

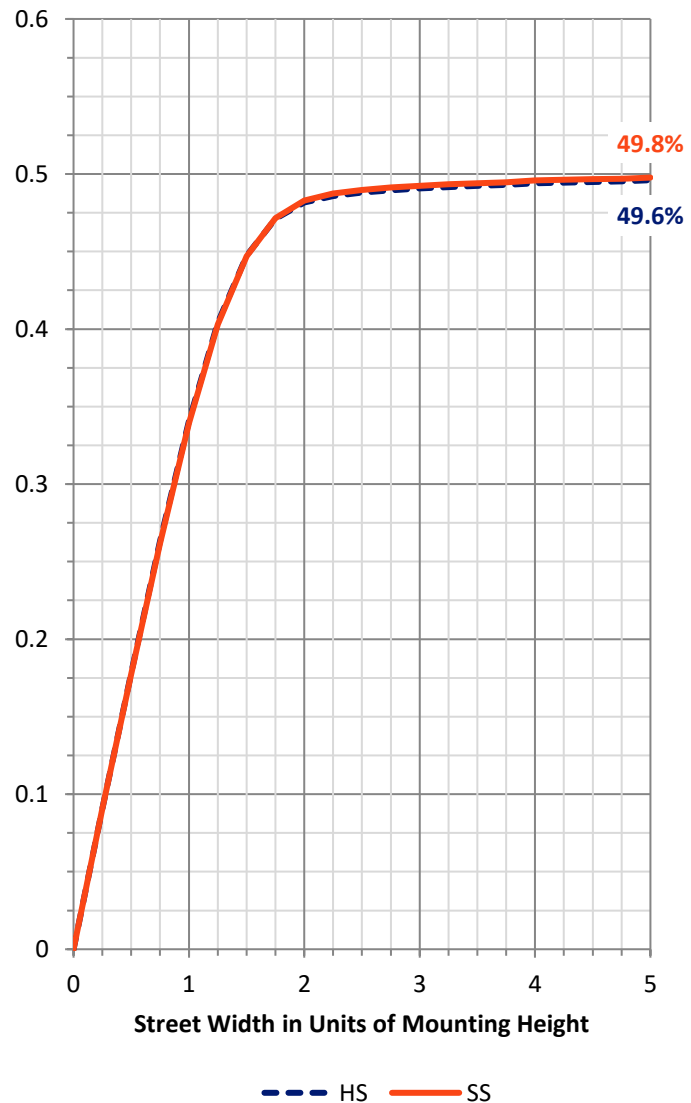
FLUX DISTRIBUTION:

		Downward	Upward	Total
House Side	Lumens	1547.2	0.2	1547.4
	% Fixture	50.0	0.0	50.0
Street Side	Lumens	1547.2	0.2	1547.4
	% Fixture	50.0	0.0	50.0
Total	Lumens	3094.4	0.5	3094.9
	% Fixture	100.0	0.0	100.0

Coefficient of Utilization

ZONAL LUMENS:

Zone	Lumens	% Fixture
0°-10°	34.4	1.1
10°-20°	107.5	3.5
20°-30°	201.7	6.5
30°-40°	352.5	11.4
40°-50°	574.6	18.6
50°-60°	786.3	25.4
60°-70°	723.3	23.4
70°-80°	282.7	9.1
80°-90°	31.5	1.0
90°-100°	0.5	0.0
100°-110°	0.0	0.0
110°-120°	0.0	0.0
120°-130°	0.0	0.0
130°-140°	0.0	0.0
140°-150°	0.0	0.0
150°-160°	0.0	0.0
160°-170°	0.0	0.0
170°-180°	0.0	0.0
0°-90°	3094.4	100.0
0°-180°	3094.9	100.0



REPORT NUMBER: P227448

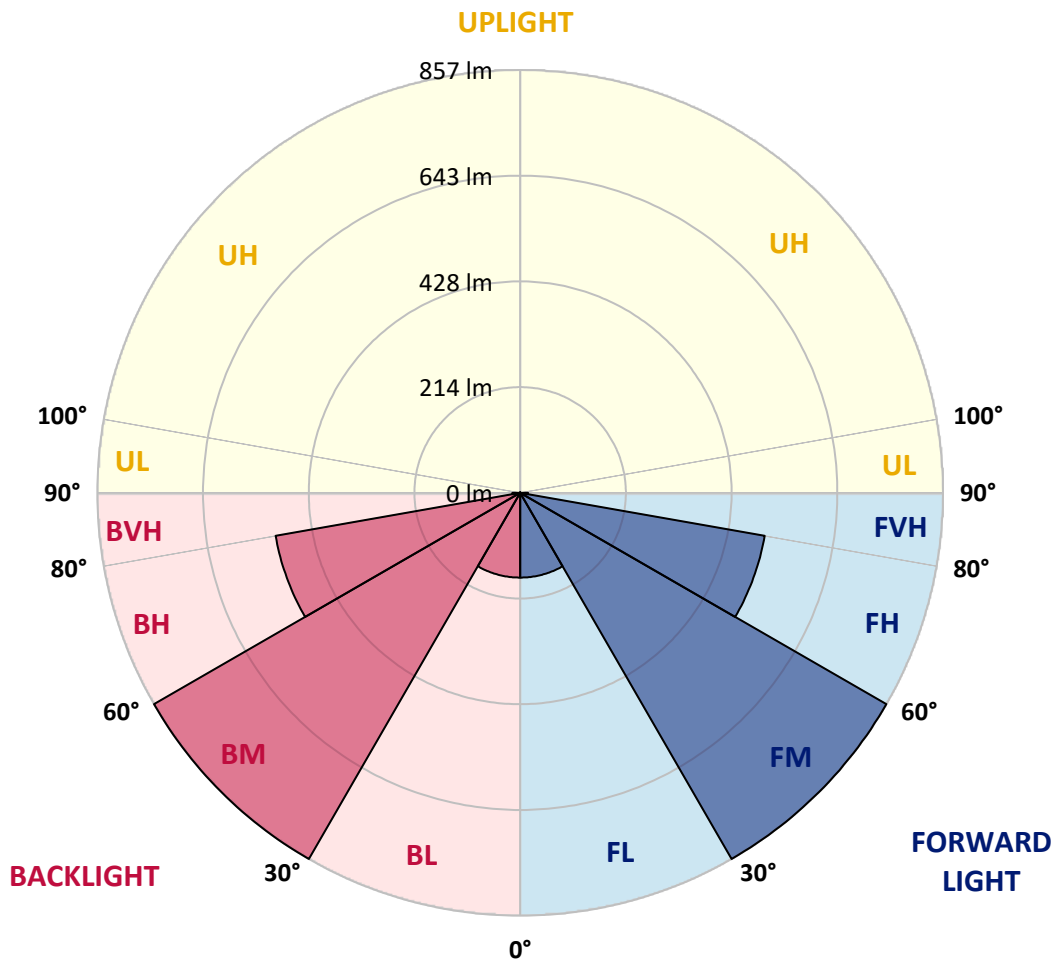
CATALOG NUMBER: ISW-AF-450-LED-E1-RW-7050

LUMINAIRE CLASSIFICATION SYSTEM LUMEN TABLE AND BUG RATING:

Zone		Lumens	% Fixture	Zone Rating/Lumen Limit		
				B	U	G
FL	(0°-30°)	171.8	5.5			
FM	(30°-60°)	856.7	27.7			
FH	(60°-80°)	503.0	16.3			G0/660
FVH	(80°-90°)	15.7	0.5			G1/100
BL	(0°-30°)	171.8	5.5	B1/500		
BM	(30°-60°)	856.7	27.7	B1/1000		
BH	(60°-80°)	503.0	16.3	B2/1000		G2/1000
BVH	(80°-90°)	15.7	0.5			G1/100
UL	(90°-100°)	0.5	0.0		U1/10	
UH	(100°-180°)	0.2	0.0		U1/10	

BUG Rating: B2-U1-G2

Type II Medium





REPORT NUMBER: P227448

CATALOG NUMBER: ISW-AF-450-LED-E1-RW-7050

CANDELA DISTRIBUTION (FULL):

	0°	5°	15°	25°	35°	37.5°	40°	42.5°	45°	47.5°	50°
0°	355.5	355.5	355.5	355.5	355.5	355.5	355.5	355.5	355.5	355.5	355.5
2.5°	354.2	353.7	353.7	354.2	355.1	355.5	354.6	355.1	355.1	354.6	356.0
5°	355.1	354.6	355.1	356.0	357.3	358.7	358.2	358.2	358.7	357.8	360.1
7.5°	354.2	353.7	354.6	356.9	360.1	361.9	361.9	361.9	362.8	362.3	365.1
10°	350.1	349.6	351.9	356.0	361.9	363.3	364.6	365.1	367.8	367.8	370.5
12.5°	346.4	346.9	350.1	356.4	366.0	366.4	368.3	370.1	373.7	371.9	376.9
15°	347.8	348.7	352.8	360.5	373.3	372.8	374.2	376.0	381.9	377.8	386.0
17.5°	354.6	356.0	360.5	369.6	382.8	380.6	382.4	385.1	392.8	387.8	397.4
20°	365.5	367.4	372.4	382.4	394.7	392.4	394.2	397.4	406.5	401.5	411.1
22.5°	380.1	381.9	387.4	398.8	412.0	409.2	411.1	413.8	423.8	416.1	427.9
25°	399.7	401.5	407.4	419.2	434.3	431.1	432.0	433.8	444.3	435.2	446.6
27.5°	427.0	428.8	433.8	445.2	459.8	457.0	457.9	459.8	470.7	461.6	471.6
30°	461.6	463.4	468.0	479.3	491.6	488.4	489.8	491.2	501.2	492.1	500.3
32.5°	502.6	502.1	508.9	520.8	531.7	525.8	525.8	525.8	535.3	526.2	532.6
35°	550.8	550.8	557.6	569.0	579.0	572.2	569.0	567.2	577.7	566.3	570.8
37.5°	603.6	601.3	611.8	622.3	631.8	623.2	620.4	618.2	625.9	613.2	615.4
40°	659.6	657.8	669.2	681.0	687.4	676.0	673.7	671.0	679.2	666.9	666.4
42.5°	710.6	709.2	723.8	737.4	745.2	730.6	727.4	724.7	733.8	721.5	718.8
45°	753.8	753.4	770.2	788.9	802.5	787.1	784.8	780.2	789.3	774.3	772.9
47.5°	787.5	785.7	806.2	833.5	855.3	839.4	839.0	835.8	845.3	828.9	827.1
50°	810.3	811.6	833.9	865.8	901.3	886.3	887.7	886.3	900.4	884.0	886.3
52.5°	814.4	817.1	845.8	887.7	937.3	919.1	929.5	933.6	951.4	937.3	941.8
55°	765.7	773.4	817.1	889.9	959.6	948.2	961.4	973.2	998.3	986.4	994.6
57.5°	656.9	672.8	723.3	828.9	956.8	963.2	990.1	1008.3	1038.8	1028.3	1047.4
60°	507.6	518.5	574.5	697.8	869.4	878.1	926.8	984.6	1054.7	1069.3	1099.3
62.5°	332.3	338.7	393.3	518.5	718.8	721.5	782.0	857.2	978.7	1010.6	1094.8
65°	164.8	173.4	202.6	298.6	503.5	499.8	566.3	654.1	811.6	846.7	983.7
67.5°	102.9	104.2	110.2	138.4	252.2	224.0	278.6	370.5	561.3	592.7	766.6
70°	86.5	86.0	84.7	88.8	111.1	90.1	99.7	130.2	261.3	259.9	442.0
72.5°	79.7	78.3	74.7	74.2	77.4	71.0	71.9	73.7	104.7	87.9	170.2
75°	73.3	70.6	66.0	64.6	64.6	59.6	59.6	60.1	67.8	63.7	77.4
77.5°	65.6	62.4	57.8	56.0	54.2	48.7	48.3	48.7	54.6	51.0	57.8
80°	56.4	53.3	50.1	47.3	44.6	39.6	38.2	38.2	43.2	39.6	45.1
82.5°	49.2	45.1	44.2	39.6	35.5	31.0	29.6	27.3	31.9	27.8	33.7
85°	36.4	33.2	41.9	35.1	28.2	25.0	20.0	16.8	20.0	16.4	21.4
87.5°	20.9	19.6	36.9	27.8	25.0	26.9	16.4	11.8	11.4	10.0	11.8
90°	4.1	4.6	5.9	4.1	5.5	2.7	1.4	1.4	2.7	1.8	3.2
92.5°	0.0	0.0	0.0	0.0	0.0	0.0	0.0	0.0	0.0	0.0	0.0
95°	0.0	0.0	0.0	0.0	0.0	0.0	0.0	0.0	0.0	0.0	0.0
97.5°	0.0	0.0	0.0	0.0	0.0	0.0	0.0	0.0	0.0	0.0	0.0
100°	0.0	0.0	0.0	0.0	0.0	0.0	0.0	0.0	0.0	0.0	0.0
102.5°	0.0	0.0	0.0	0.0	0.0	0.0	0.0	0.0	0.0	0.0	0.0
105°	0.0	0.0	0.0	0.0	0.0	0.0	0.0	0.0	0.0	0.0	0.0
107.5°	0.0	0.0	0.0	0.0	0.0	0.0	0.0	0.0	0.0	0.0	0.0
110°	0.0	0.0	0.0	0.0	0.0	0.0	0.0	0.0	0.0	0.0	0.0



REPORT NUMBER: P227448

CATALOG NUMBER: ISW-AF-450-LED-E1-RW-7050

CANDELA DISTRIBUTION (continued):

	0°	5°	15°	25°	35°	37.5°	40°	42.5°	45°	47.5°	50°
112.5°	0.0	0.0	0.0	0.0	0.0	0.0	0.0	0.0	0.0	0.0	0.0
115°	0.0	0.0	0.0	0.0	0.0	0.0	0.0	0.0	0.0	0.0	0.0
117.5°	0.0	0.0	0.0	0.0	0.0	0.0	0.0	0.0	0.0	0.0	0.0
120°	0.0	0.0	0.0	0.0	0.0	0.0	0.0	0.0	0.0	0.0	0.0
122.5°	0.0	0.0	0.0	0.0	0.0	0.0	0.0	0.0	0.0	0.0	0.0
125°	0.0	0.0	0.0	0.0	0.0	0.0	0.0	0.0	0.0	0.0	0.0
127.5°	0.0	0.0	0.0	0.0	0.0	0.0	0.0	0.0	0.0	0.0	0.0
130°	0.0	0.0	0.0	0.0	0.0	0.0	0.0	0.0	0.0	0.0	0.0
132.5°	0.0	0.0	0.0	0.0	0.0	0.0	0.0	0.0	0.0	0.0	0.0
135°	0.0	0.0	0.0	0.0	0.0	0.0	0.0	0.0	0.0	0.0	0.0
137.5°	0.0	0.0	0.0	0.0	0.0	0.0	0.0	0.0	0.0	0.0	0.0
140°	0.0	0.0	0.0	0.0	0.0	0.0	0.0	0.0	0.0	0.0	0.0
142.5°	0.0	0.0	0.0	0.0	0.0	0.0	0.0	0.0	0.0	0.0	0.0
145°	0.0	0.0	0.0	0.0	0.0	0.0	0.0	0.0	0.0	0.0	0.0
147.5°	0.0	0.0	0.0	0.0	0.0	0.0	0.0	0.0	0.0	0.0	0.0
150°	0.0	0.0	0.0	0.0	0.0	0.0	0.0	0.0	0.0	0.0	0.0
152.5°	0.0	0.0	0.0	0.0	0.0	0.0	0.0	0.0	0.0	0.0	0.0
155°	0.0	0.0	0.0	0.0	0.0	0.0	0.0	0.0	0.0	0.0	0.0
157.5°	0.0	0.0	0.0	0.0	0.0	0.0	0.0	0.0	0.0	0.0	0.0
160°	0.0	0.0	0.0	0.0	0.0	0.0	0.0	0.0	0.0	0.0	0.0
162.5°	0.0	0.0	0.0	0.0	0.0	0.0	0.0	0.0	0.0	0.0	0.0
165°	0.0	0.0	0.0	0.0	0.0	0.0	0.0	0.0	0.0	0.0	0.0
167.5°	0.0	0.0	0.0	0.0	0.0	0.0	0.0	0.0	0.0	0.0	0.0
170°	0.0	0.0	0.0	0.0	0.0	0.0	0.0	0.0	0.0	0.0	0.0
172.5°	0.0	0.0	0.0	0.0	0.0	0.0	0.0	0.0	0.0	0.0	0.0
175°	0.0	0.0	0.0	0.0	0.0	0.0	0.0	0.0	0.0	0.0	0.0
177.5°	0.0	0.0	0.0	0.0	0.0	0.0	0.0	0.0	0.0	0.0	0.0
180°	0.0	0.0	0.0	0.0	0.0	0.0	0.0	0.0	0.0	0.0	0.0



REPORT NUMBER: P227448

CATALOG NUMBER: ISW-AF-450-LED-E1-RW-7050

CANDELA DISTRIBUTION (continued):

	52.5°	55°	57.5°	60°	62.5°	65°	67.5°	70°	72.5°	75°	77.5°
0°	355.5	355.5	355.5	355.5	355.5	355.5	355.5	355.5	355.5	355.5	355.5
2.5°	354.6	356.0	354.2	356.0	352.8	355.5	353.2	356.0	353.7	356.0	353.2
5°	356.9	360.5	356.4	361.4	355.5	361.4	356.4	361.9	357.3	361.9	356.9
7.5°	360.5	366.9	361.4	367.8	360.5	368.7	361.9	369.6	362.8	370.1	362.3
10°	365.1	373.3	366.0	374.2	365.5	375.1	366.4	376.5	367.4	377.4	367.8
12.5°	369.2	379.6	371.5	382.4	372.8	384.2	374.2	386.9	376.0	389.2	376.9
15°	376.9	390.6	380.1	393.3	382.4	395.6	384.7	399.2	386.9	401.9	389.2
17.5°	386.9	401.9	391.0	404.2	392.4	407.0	395.1	409.7	397.4	412.9	398.8
20°	400.6	415.6	404.2	417.0	405.6	418.8	407.0	420.2	409.7	422.9	410.6
22.5°	416.1	430.2	417.9	430.6	417.9	430.2	418.8	430.6	420.2	432.4	421.5
25°	434.7	447.9	435.6	446.6	433.8	444.7	433.8	444.7	435.2	445.6	437.5
27.5°	460.7	470.7	457.9	467.5	453.8	463.4	452.0	461.6	452.5	461.6	453.4
30°	489.8	498.9	484.3	492.1	477.1	484.3	472.1	480.2	470.7	479.3	473.0
32.5°	521.7	529.0	514.4	520.8	505.3	511.7	498.5	503.9	495.7	501.2	497.1
35°	557.2	564.5	549.4	555.4	539.9	545.3	532.1	534.9	526.7	530.3	526.7
37.5°	599.5	605.9	588.6	594.0	577.2	584.0	568.1	570.8	560.8	563.1	555.8
40°	645.0	651.9	631.4	636.8	615.9	623.6	605.9	607.7	594.0	596.3	584.9
42.5°	694.2	700.6	675.1	679.6	655.0	663.2	642.3	645.9	629.6	631.8	617.3
45°	748.4	752.0	723.8	727.0	697.4	705.6	679.2	686.0	666.4	671.0	654.1
47.5°	798.9	806.2	775.2	778.0	746.1	751.1	720.6	729.7	708.8	715.6	695.1
50°	856.7	862.2	832.6	833.0	802.1	803.9	769.8	778.9	756.1	763.4	741.5
52.5°	915.9	919.5	887.7	890.8	860.3	863.5	829.4	833.0	806.6	813.0	791.6
55°	973.2	974.1	947.7	946.8	918.2	924.1	886.3	894.5	863.1	869.9	845.8
57.5°	1030.6	1033.8	1009.2	1010.1	981.4	985.5	951.4	957.3	927.7	935.9	905.9
60°	1091.1	1101.2	1077.0	1080.2	1052.9	1061.1	1019.7	1027.4	995.1	1008.3	976.0
62.5°	1129.8	1167.2	1162.6	1167.6	1141.7	1145.8	1103.0	1115.3	1076.6	1086.1	1052.9
65°	1056.1	1147.6	1194.0	1245.0	1246.4	1259.6	1218.1	1222.7	1184.0	1181.7	1142.6
67.5°	860.8	973.7	1052.0	1156.7	1230.0	1300.5	1326.0	1332.4	1311.5	1289.2	1245.0
70°	519.4	642.8	757.9	881.3	996.9	1123.9	1231.8	1306.4	1371.5	1368.4	1374.7
72.5°	205.3	307.7	384.7	500.3	615.0	755.6	874.9	980.1	1092.0	1160.8	1250.0
75°	81.0	107.0	125.2	189.8	244.4	349.1	454.3	511.2	599.1	659.1	721.1
77.5°	58.3	63.7	64.6	75.1	79.2	109.7	128.4	147.9	166.6	178.4	176.2
80°	45.1	48.7	48.7	53.3	52.8	58.7	57.4	62.8	62.4	66.9	63.7
82.5°	33.7	36.0	36.0	39.6	39.6	43.2	42.3	46.0	44.6	47.8	44.6
85°	21.9	24.1	24.1	25.9	25.0	28.7	28.2	31.0	29.6	31.0	28.7
87.5°	12.3	13.7	14.1	15.5	14.1	16.8	16.4	17.8	16.4	17.8	16.8
90°	1.8	2.7	1.8	2.7	1.4	4.1	2.3	4.6	1.4	5.5	2.3
92.5°	0.0	0.0	0.0	0.0	0.0	0.0	0.0	0.0	0.0	0.0	0.0
95°	0.0	0.0	0.0	0.0	0.0	0.0	0.0	0.0	0.0	0.0	0.0
97.5°	0.0	0.0	0.0	0.0	0.0	0.0	0.0	0.0	0.0	0.0	0.0
100°	0.0	0.0	0.0	0.0	0.0	0.0	0.0	0.0	0.0	0.0	0.0
102.5°	0.0	0.0	0.0	0.0	0.0	0.0	0.0	0.0	0.0	0.0	0.0
105°	0.0	0.0	0.0	0.0	0.0	0.0	0.0	0.0	0.0	0.0	0.0
107.5°	0.0	0.0	0.0	0.0	0.0	0.0	0.0	0.0	0.0	0.0	0.0
110°	0.0	0.0	0.0	0.0	0.0	0.0	0.0	0.0	0.0	0.0	0.0



REPORT NUMBER: P227448

CATALOG NUMBER: ISW-AF-450-LED-E1-RW-7050

CANDELA DISTRIBUTION (continued):

	52.5°	55°	57.5°	60°	62.5°	65°	67.5°	70°	72.5°	75°	77.5°
112.5°	0.0	0.0	0.0	0.0	0.0	0.0	0.0	0.0	0.0	0.0	0.0
115°	0.0	0.0	0.0	0.0	0.0	0.0	0.0	0.0	0.0	0.0	0.0
117.5°	0.0	0.0	0.0	0.0	0.0	0.0	0.0	0.0	0.0	0.0	0.0
120°	0.0	0.0	0.0	0.0	0.0	0.0	0.0	0.0	0.0	0.0	0.0
122.5°	0.0	0.0	0.0	0.0	0.0	0.0	0.0	0.0	0.0	0.0	0.0
125°	0.0	0.0	0.0	0.0	0.0	0.0	0.0	0.0	0.0	0.0	0.0
127.5°	0.0	0.0	0.0	0.0	0.0	0.0	0.0	0.0	0.0	0.0	0.0
130°	0.0	0.0	0.0	0.0	0.0	0.0	0.0	0.0	0.0	0.0	0.0
132.5°	0.0	0.0	0.0	0.0	0.0	0.0	0.0	0.0	0.0	0.0	0.0
135°	0.0	0.0	0.0	0.0	0.0	0.0	0.0	0.0	0.0	0.0	0.0
137.5°	0.0	0.0	0.0	0.0	0.0	0.0	0.0	0.0	0.0	0.0	0.0
140°	0.0	0.0	0.0	0.0	0.0	0.0	0.0	0.0	0.0	0.0	0.0
142.5°	0.0	0.0	0.0	0.0	0.0	0.0	0.0	0.0	0.0	0.0	0.0
145°	0.0	0.0	0.0	0.0	0.0	0.0	0.0	0.0	0.0	0.0	0.0
147.5°	0.0	0.0	0.0	0.0	0.0	0.0	0.0	0.0	0.0	0.0	0.0
150°	0.0	0.0	0.0	0.0	0.0	0.0	0.0	0.0	0.0	0.0	0.0
152.5°	0.0	0.0	0.0	0.0	0.0	0.0	0.0	0.0	0.0	0.0	0.0
155°	0.0	0.0	0.0	0.0	0.0	0.0	0.0	0.0	0.0	0.0	0.0
157.5°	0.0	0.0	0.0	0.0	0.0	0.0	0.0	0.0	0.0	0.0	0.0
160°	0.0	0.0	0.0	0.0	0.0	0.0	0.0	0.0	0.0	0.0	0.0
162.5°	0.0	0.0	0.0	0.0	0.0	0.0	0.0	0.0	0.0	0.0	0.0
165°	0.0	0.0	0.0	0.0	0.0	0.0	0.0	0.0	0.0	0.0	0.0
167.5°	0.0	0.0	0.0	0.0	0.0	0.0	0.0	0.0	0.0	0.0	0.0
170°	0.0	0.0	0.0	0.0	0.0	0.0	0.0	0.0	0.0	0.0	0.0
172.5°	0.0	0.0	0.0	0.0	0.0	0.0	0.0	0.0	0.0	0.0	0.0
175°	0.0	0.0	0.0	0.0	0.0	0.0	0.0	0.0	0.0	0.0	0.0
177.5°	0.0	0.0	0.0	0.0	0.0	0.0	0.0	0.0	0.0	0.0	0.0
180°	0.0	0.0	0.0	0.0	0.0	0.0	0.0	0.0	0.0	0.0	0.0



REPORT NUMBER: P227448

CATALOG NUMBER: ISW-AF-450-LED-E1-RW-7050

CANDELA DISTRIBUTION (continued):

	80°	82.5°	85°	87.5°	90°
0°	355.5	355.5	355.5	355.5	355.5
2.5°	355.5	354.6	356.4	353.7	356.0
5°	361.9	357.8	362.8	357.8	362.3
7.5°	370.5	363.7	371.0	363.7	371.0
10°	378.7	367.4	379.2	368.3	379.6
12.5°	391.0	377.4	392.8	377.8	392.8
15°	404.7	389.2	406.5	389.7	407.4
17.5°	415.6	400.6	417.4	400.6	417.9
20°	424.7	412.9	427.0	412.9	428.4
22.5°	435.2	426.5	437.9	426.5	440.6
25°	448.8	442.9	452.0	443.8	453.8
27.5°	464.8	460.7	468.0	462.0	469.8
30°	483.4	482.1	485.7	483.0	487.5
32.5°	504.4	507.6	507.6	507.6	509.4
35°	534.9	537.6	537.6	538.5	539.0
37.5°	564.0	568.6	568.1	569.5	569.5
40°	594.5	600.4	600.4	600.4	601.3
42.5°	628.2	634.6	635.5	632.7	634.6
45°	666.0	668.2	670.5	669.2	672.3
47.5°	706.5	708.8	710.6	708.8	713.8
50°	754.3	753.8	758.8	753.8	761.1
52.5°	804.4	808.5	811.6	806.6	811.6
55°	860.8	859.4	869.9	863.1	869.9
57.5°	922.7	922.7	933.2	926.8	934.5
60°	996.0	990.1	1004.6	994.2	1004.6
62.5°	1070.2	1059.7	1076.1	1067.0	1080.7
65°	1155.8	1140.8	1156.2	1144.4	1156.7
67.5°	1242.3	1225.0	1230.0	1224.1	1230.9
70°	1353.3	1351.1	1345.1	1362.4	1347.4
72.5°	1235.9	1262.3	1240.9	1282.3	1254.1
75°	759.3	808.0	834.9	877.2	870.4
77.5°	179.8	159.8	176.2	158.0	178.0
80°	66.5	60.5	63.3	55.1	61.5
82.5°	45.5	39.6	38.2	30.5	32.8
85°	29.1	23.7	21.9	18.2	20.0
87.5°	17.3	13.2	12.3	10.5	10.9
90°	5.0	1.8	3.6	0.9	3.2
92.5°	0.0	0.0	0.0	0.0	0.0
95°	0.0	0.0	0.0	0.0	0.0
97.5°	0.0	0.0	0.0	0.0	0.0
100°	0.0	0.0	0.0	0.0	0.0
102.5°	0.0	0.0	0.0	0.0	0.0
105°	0.0	0.0	0.0	0.0	0.0
107.5°	0.0	0.0	0.0	0.0	0.0
110°	0.0	0.0	0.0	0.0	0.0



REPORT NUMBER: P227448

CATALOG NUMBER: ISW-AF-450-LED-E1-RW-7050

CANDELA DISTRIBUTION (continued):

	80°	82.5°	85°	87.5°	90°
112.5°	0.0	0.0	0.0	0.0	0.0
115°	0.0	0.0	0.0	0.0	0.0
117.5°	0.0	0.0	0.0	0.0	0.0
120°	0.0	0.0	0.0	0.0	0.0
122.5°	0.0	0.0	0.0	0.0	0.0
125°	0.0	0.0	0.0	0.0	0.0
127.5°	0.0	0.0	0.0	0.0	0.0
130°	0.0	0.0	0.0	0.0	0.0
132.5°	0.0	0.0	0.0	0.0	0.0
135°	0.0	0.0	0.0	0.0	0.0
137.5°	0.0	0.0	0.0	0.0	0.0
140°	0.0	0.0	0.0	0.0	0.0
142.5°	0.0	0.0	0.0	0.0	0.0
145°	0.0	0.0	0.0	0.0	0.0
147.5°	0.0	0.0	0.0	0.0	0.0
150°	0.0	0.0	0.0	0.0	0.0
152.5°	0.0	0.0	0.0	0.0	0.0
155°	0.0	0.0	0.0	0.0	0.0
157.5°	0.0	0.0	0.0	0.0	0.0
160°	0.0	0.0	0.0	0.0	0.0
162.5°	0.0	0.0	0.0	0.0	0.0
165°	0.0	0.0	0.0	0.0	0.0
167.5°	0.0	0.0	0.0	0.0	0.0
170°	0.0	0.0	0.0	0.0	0.0
172.5°	0.0	0.0	0.0	0.0	0.0
175°	0.0	0.0	0.0	0.0	0.0
177.5°	0.0	0.0	0.0	0.0	0.0
180°	0.0	0.0	0.0	0.0	0.0

(END OF REPORT)